

ELLISON STUDIOS.

Product Care & Assembly Guide

Congratulations on your purchase of your ELLISON STUDIOS. Alva Outdoor Armchair. This document lists the contents included in your delivery.

Please take the time to read this document, as it includes important information about caring for your product as well as any assembly instructions that might be required. As you unpack your new item, place the contents on a carpeted or padded area to protect them from damage before placing the product in its final position.

ALVA OUTDOOR ARMCHAIR

Hardware

Zipper (Pre-installed)

Tools Required


None

People Required

1 Person

Estimated Time of Assembly

30 Minutes



Contact Us

For Australian warranty related queries please contact:

customerservice@ellisonstudios.com

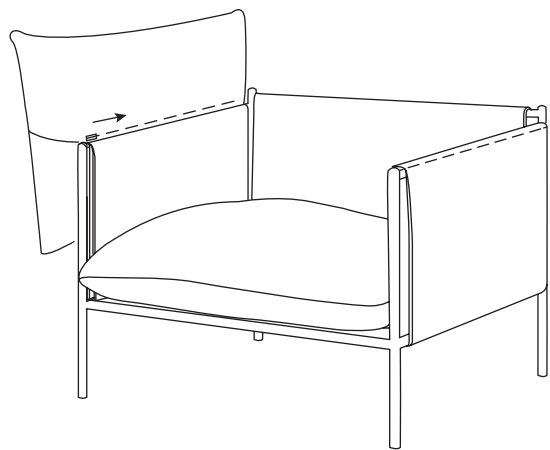
For any international customer service inquiries please contact the retailer of purchase.

Ellison Studios Group Pty Ltd

ELLISON STUDIOS.


Step 1

Place the arm cushion on the arm, then pull up and close the zipper between the arm and arm cushion.



Step 2

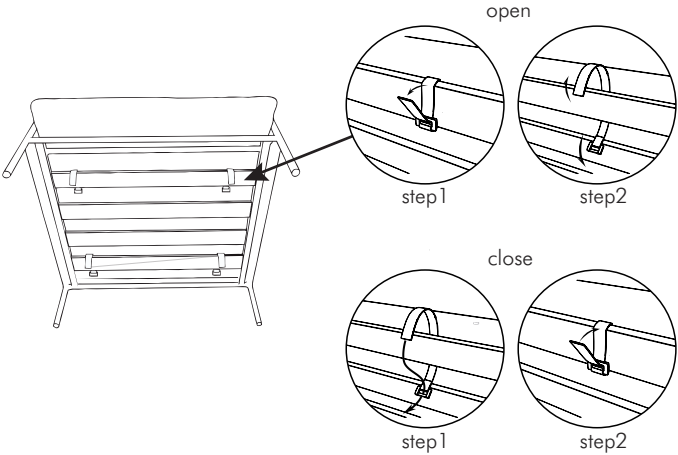
Finish dressing the armchair by setting the back cushion in place as pictured below.



ELLISON STUDIOS.

Step 3

If the seat cushion needs to be removed, release the Velcro through the plastic buckle as per images. Reverse the steps when reattaching the cushion to the frame.



Care Instructions

Ensure the longevity and appearance of your ELLISON STUDIOS. outdoor upholstered furniture with these care instructions:

Regular Care: Brush with soft bristle broom periodically to remove dust and debris. Blot spills immediately with a clean, dry cloth. Follow specific care instructions for stubborn stains.

Avoid Prolonged Sun Exposure: These products are UV Tested however if prolonged exposure to direct sunlight to prevent fading when not in use.

Rotate Cushions: Regularly rotate and fluff cushions to ensure even wear and maintain shape.

Protect from Sharp Objects: Avoid placing sharp objects on or near the furniture to prevent snags and tears.

Floor Protection: Use protective felt pads under the legs to prevent scratches on floors.

Avoid Harsh Cleaning Chemicals: Do not use abrasive cleaners or harsh chemicals. Refer to specific care instructions for your fabric type.

Pack away in winter months: Consider packing away or covering your furniture over the wet and cold periods of the year.

Fabric Protection: Use fabric protection sprays safe for your upholstery. Recommended products are available in the ELLISON STUDIOS. online store.

Following these simple steps and guidelines will help to ensure the longevity of your ELLISON STUDIOS. product.

ELLISON STUDIOS.