

ELLISON STUDIOS.

Product Care & Assembly Guide

Congratulations on your purchase of your ELLISON STUDIOS. Float LAF/RAF Modular. This document lists the contents included in your delivery.

Please take the time to read this document, as it includes important information about caring for your product as well as any assembly instructions that might be required. As you unpack your new item, place the contents on a carpeted or padded area to protect them from damage before placing the product in its final position.

FLOAT LAF/RAF MODULAR

Hardware

None

Tools Required

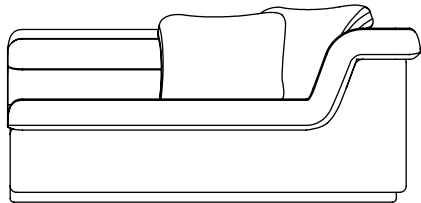
None

People Required

2 People

Estimated Time of Assembly

10 Minutes to Connect Modules



Contact Us

For Australian warranty related queries please contact:

customerservice@ellisonstudios.com

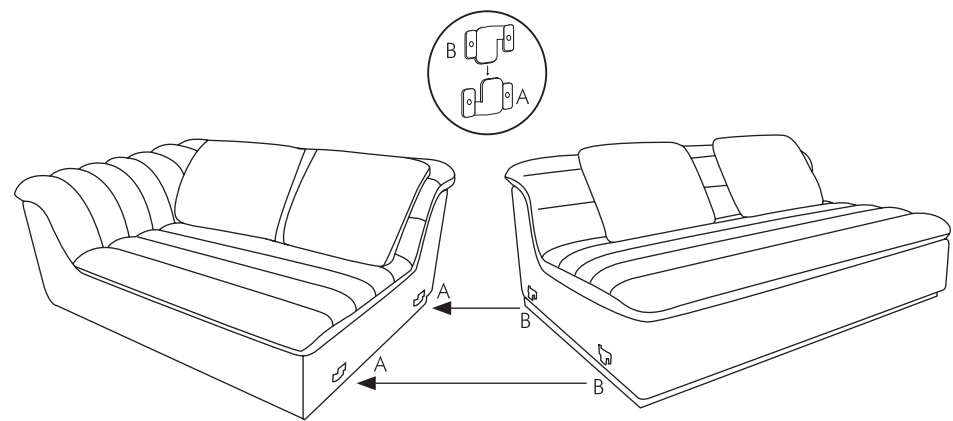
For any international customer service inquiries please contact the retailer of purchase.

Ellison Studios Group Pty Ltd

ELLISON STUDIOS.


Step 1

To connect the module pieces together to make a larger sofa, lift the side of the sofa with the downwards facing tongue, align to the fixings on the next module and drop into place.



Step 2

Position in your room, and don't forget to recycle the packaging where possible



Care Instructions

Ensure the longevity and appearance of your ELLISON STUDIOS. fabric upholstered furniture with these care instructions:

Regular Care: Vacuum periodically with an upholstery attachment to remove dust and debris. Blot spills immediately with a clean, dry cloth. Follow specific care instructions for stubborn stains.

Avoid Prolonged Sun Exposure: Minimize exposure to direct sunlight to prevent fading and deterioration.

Rotate Cushions: Regularly rotate and fluff cushions to ensure even wear and maintain shape.

Protect from Sharp Objects: Avoid placing sharp objects on or near the furniture to prevent snags and tears.

Floor Protection: Use protective felt pads under the legs to prevent scratches on floors.

Avoid Harsh Cleaning Chemicals: Do not use abrasive cleaners or harsh chemicals. Refer to specific care instructions for your fabric type.

Professional Cleaning: Consider professional cleaning services every 12-18 months.

Fabric Protection: Use fabric protection sprays safe for your upholstery. Recommended products are available in the ELLISON STUDIOS online store.

Following these simple steps and guidelines will help to ensure the longevity of your ELLISON STUDIOS. product.

ELLISON STUDIOS.

ELLISON STUDIOS.

Product Care & Assembly Guide

Congratulations on your purchase of your ELLISON STUDIOS. Float Corner Modular. This document lists the contents included in your delivery.

Please take the time to read this document, as it includes important information about caring for your product as well as any assembly instructions that might be required. As you unpack your new item, place the contents on a carpeted or padded area to protect them from damage before placing the product in its final position.

FLOAT CORNER MODULAR

Hardware

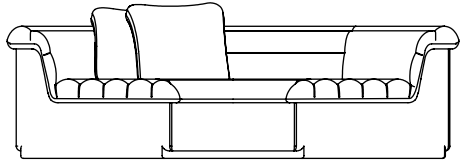
None

Tools Required

None

People Required

2 People



Estimated Time of Assembly

10 Minutes to Connect Modules

Contact Us

For Australian warranty related queries please contact:

customerservice@ellisonstudios.com

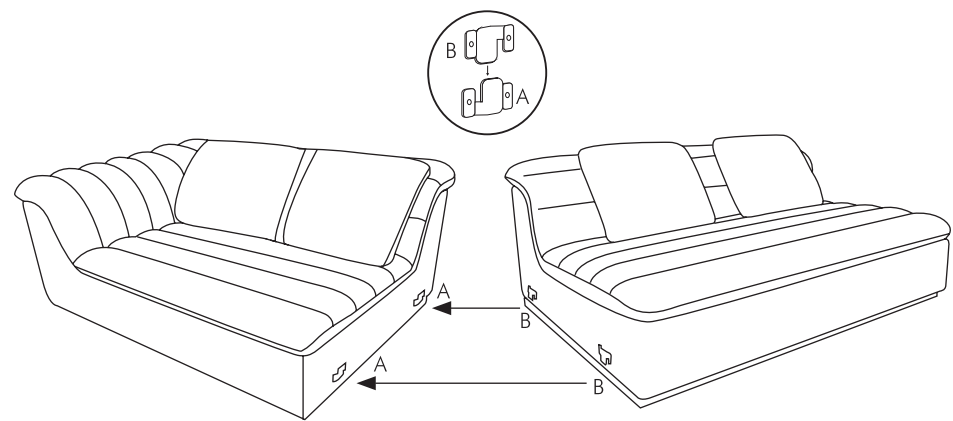
For any international customer service inquiries please contact the retailer of purchase.

Ellison Studios Group Pty Ltd

ELLISON STUDIOS.


Step 1

To connect the module pieces together to make a larger sofa, lift the side of the sofa with the downwards facing tongue, align to the fixings on the next module and drop into place.



Step 2

Position in your room, and don't forget to recycle the packaging where possible



Care Instructions

Ensure the longevity and appearance of your ELLISON STUDIOS. fabric upholstered furniture with these care instructions:

Regular Care: Vacuum periodically with an upholstery attachment to remove dust and debris. Blot spills immediately with a clean, dry cloth. Follow specific care instructions for stubborn stains.

Avoid Prolonged Sun Exposure: Minimize exposure to direct sunlight to prevent fading and deterioration.

Rotate Cushions: Regularly rotate and fluff cushions to ensure even wear and maintain shape.

Protect from Sharp Objects: Avoid placing sharp objects on or near the furniture to prevent snags and tears.

Floor Protection: Use protective felt pads under the legs to prevent scratches on floors.

Avoid Harsh Cleaning Chemicals: Do not use abrasive cleaners or harsh chemicals. Refer to specific care instructions for your fabric type.

Professional Cleaning: Consider professional cleaning services every 12-18 months.

Fabric Protection: Use fabric protection sprays safe for your upholstery. Recommended products are available in the ELLISON STUDIOS online store.

Following these simple steps and guidelines will help to ensure the longevity of your ELLISON STUDIOS. product.

ELLISON STUDIOS.