

# How to measure furniture & prep for delivery

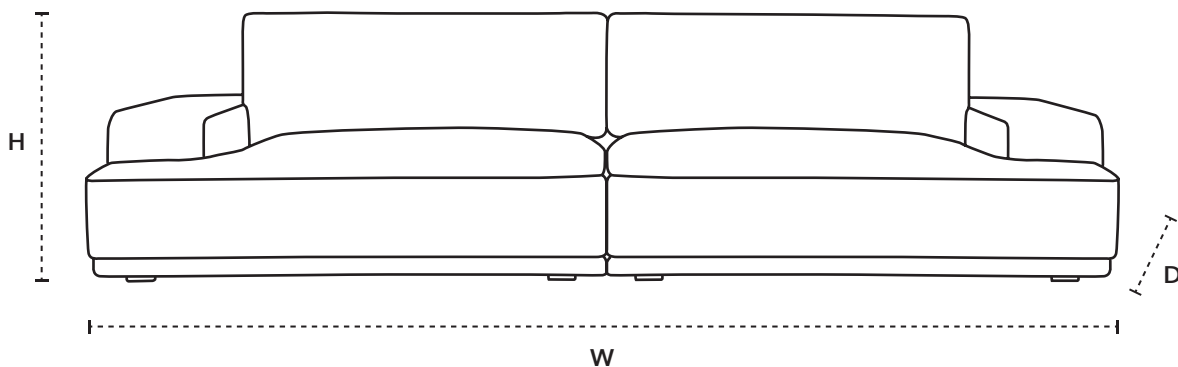
---

When getting a new piece of furniture into your space, a little prep goes a long way. Follow these steps to ensure a smooth delivery.

## Step 1: Measure Your Space

Decide where your new piece will live and make sure it fits. Use the product dimensions found on the product page to mark out the area with masking tape. Keep in mind:

- Overall Width (W), Depth (D), Height (H), and Diagonal Depth (DD - for sofas and chairs)
- Look out for outlets, vents, or light switches that could be blocked.
- Allow for an extra 3-5 cm of wiggle room when measuring.

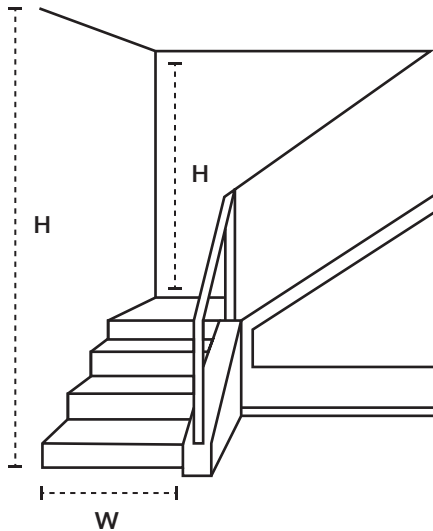
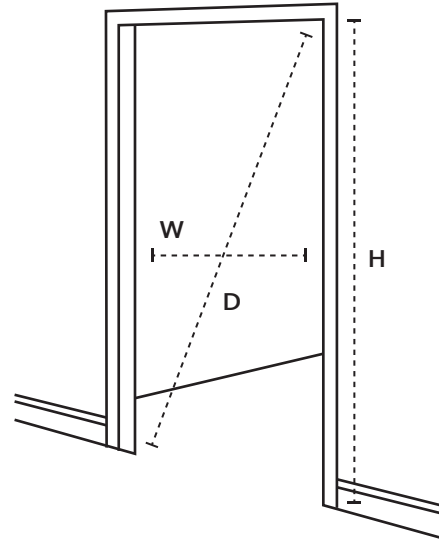


## Step 2: Check Entryways

Check that your furniture can get through doors, hallways, staircases, or lifts before it reaches its final spot. Consider the following:

## Doorways

- Measure the height (H), width (W), and diagonal (D) of all doorways along the path.
- Compare these to your furniture's measurements to determine if it can pass straight through or needs to be angled or turned.
- For sofas and chairs, at least one of the following must be smaller than the entryway width: depth, diagonal depth, or height.

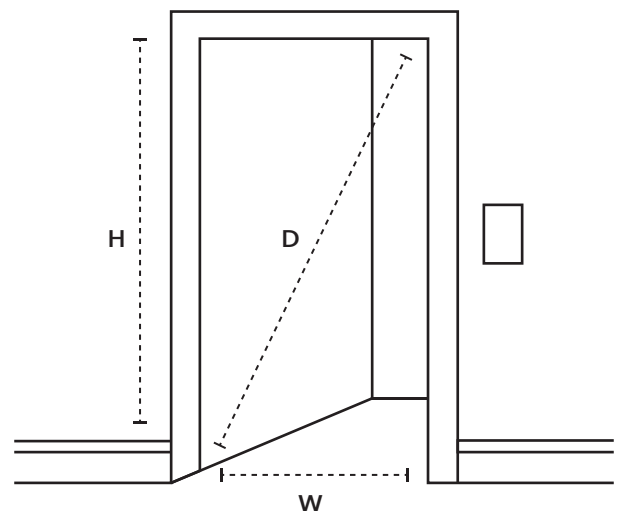


## Staircases

- Measure the width of the stairway, considering the handrails and or banisters.
- Check the ceiling height at the bottom step, top step, and any landings.
- Measure the diagonal clearance of the landing from the steps—this determines if the piece needs to be tilted.

## Elevators

- For buildings with elevators, measure the door opening, interior height, width, depth, and diagonals to ensure your piece fits inside.



### **Step 3: Prepare for Delivery**

To prepare and make things easy on delivery day, please keep the following in mind:

- Clear a pathway of any obstacles and move any existing furniture if needed.
- Remove any artwork/frames from walls, and protect floors from potential scuffs.
- Kindly confine any pets to ensure they won't be underfoot or able to escape out open doors.

### **A Note On Delivery...**

Please note, it is the customer's responsibility to ensure the new furniture will fit through access points and into the home.

For further support in preparing for a successful furniture delivery, please contact us.