

POET MODULAR SOFA

Assembly

Assembly Required.

Warranty

Two Year Limited Warranty Applies.

Construction

Engineered Timber | Webbing | Solid Timber | Upholstery Fabrics | Upholstery Foams

NIGHT PALM ELLISON STUDIOS.

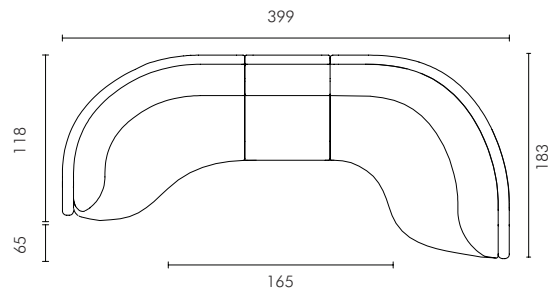
Tiffany Howell is the founder of Night Palm, a Los Angeles design studio known for its cinematic and romantic aesthetic. Named to Elle Decor's A-List, her work spans homes, retail, and creative spaces across the US. With a background in film and music, she brings a storyteller's eye to every project, creating immersive spaces for clients like Alicia Keys, Laura Harrier, and Klay Thompson.



3 Piece Dimensions W x D x H (cm)

Overall: 399 x 183 x 74 cm

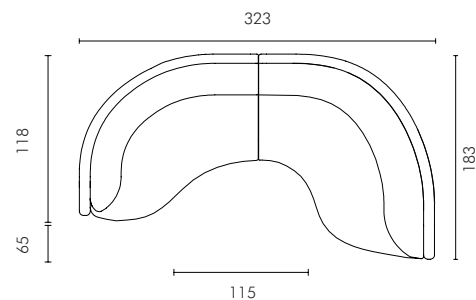
2S LAF + A/L + TRM RAF



2 Piece Dimensions W x D x H (cm)

Overall: 323 x 183 x 74 cm

2S LAF + TRM RAF



ELLISON STUDIOS.

POET MODULAR SOFA

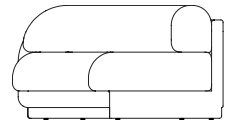
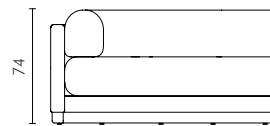
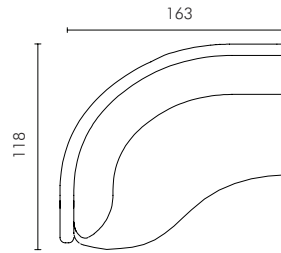
2-Seater (LAF) Dimensions W x D x H (cm)

Overall: 163 x 118 x 74cm
Weight: 58kg

Arm Height: 74cm
Seat Height: 45cm
Seat Depth: 67cm
Leg Height: 3cm

Number of Cartons : 1
Boxed Dimensions:
Carton 1: 210 x 116 x 77cm | 79kg

Also available in RAF



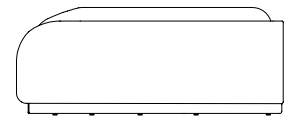
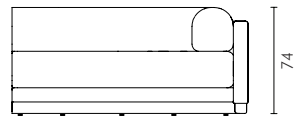
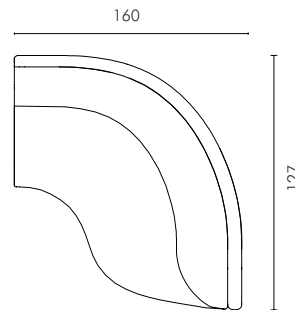
Terminal (RAF) Dimensions W x D x H (cm)

Overall: 160 x 127 x 74cm
Weight: 64kg

Arm Height: 74cm
Seat Height: 45cm
Seat Depth: 72cm
Leg Height: 3cm

Number of Cartons : 1
Boxed Dimensions:
Carton 1: 243 x 129 x 77cm | 93kg

Also available in LAF



Armless Dimensions W x D x H (cm)

Overall: 76 x 97 x 74cm
Weight: 27kg

Seat Height: 45cm
Seat Depth: 62cm
Leg Height: 3cm

Number of Cartons : 1
Boxed Dimensions:
Carton 1: 78 x 99 x 77cm | 33kg

